



RHINOWELD

GABION STRUCTURES

Beauty, Strength
and Style



“

Simple and effective.
The gabions really
compliment the design.

”

About Rhinoweld



RhinoWeld Welded Mesh Gabions are ideal for architectural applications such as letterboxes, garden seats, flower pots, retaining structures, feature wall claddings, sound walls, landscape features and many other applications that require the beauty of natural rock structures with the strength of a steel cage. You are only limited by your imagination!

All wire used in RhinoWeld Gabions conforms to international standards for tensile strength and tolerances and is manufactured to ISO9001 accreditation. The wire is coated in a Galvanneal protection that meets the international standards for both consistency and quality of such coatings.





Table of Contents

About Rhinoweld	2 - 4
Gabion Kits	5 - 13
How do I construct my Gabions?	14 - 15
Build your own Rhinoweld Gabion	
▲ The Range	17
▲ Accessories	18
When building a RhinoWeld Structure, How do I work out what I need	19
Things to Consider	21



Gabion Kits



Whether you are using them for erosion control, earth retention, soil stabilisation, flood control or an eye-catching feature wall, Rhinoweld Gabions are a versatile and high calibre structure protected with a Galvan coating which allows it to last for years even under the most treacherous weather conditions.

To make your purchase even easier, Rhinoweld Gabion Kits are available which includes all accessories needed to construct a Rhinoweld basket easily and efficiently. No time wasted trying to calculate the number of mesh panels or spirals, we've done the work for you!

In addition, if you are wishing to join multiple structures together we've done our best to make it more economical for you by designing an 'add-on' kit which provides you with the panels and accessories to join multiple Gabions together without having the waste and expense of using multiple full kits.




Gabion Kits:

1 x 0.3 x 0.5m

STARTER KITS

WHATS INCLUDED:

- ▲ 2 x End Panels - 0.3m x 0.5m
- ▲ 2 x Side Panels - 0.5m x 1m
- ▲ 1 x Top Panel - 0.3m x 0.1m
- ▲ 1 x Bottom Panel - 0.3m x 1m
- ▲ 4 x Spirals - 1m
- ▲ 4 x Spirals - 0.5m
- ▲ 4 x Spirals - 0.3m
- ▲ 2 x Front to Back Bracehooks - 0.3m



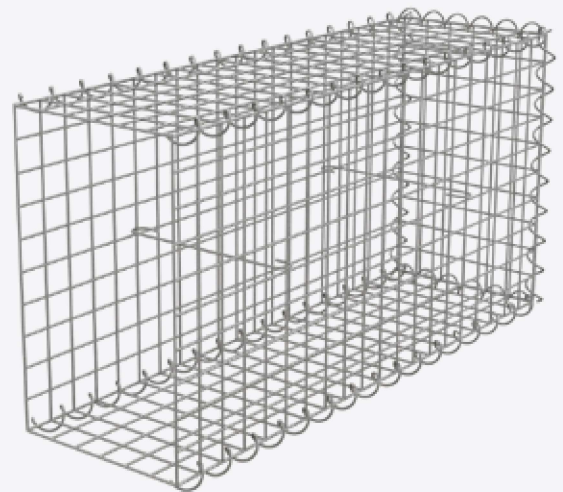
Available Mesh Sizes

CODE	MESH SIZES (mm)
RWK50410305	50 x 50
RWK75410305	75 x 75

ADD-ON KITS

WHATS INCLUDED:

- ▲ 1 x End Panel - 0.3m x 0.5m
- ▲ 2 x Side Panels - 0.5m x 1m
- ▲ 1 x Top Panel - 0.3m x 0.1m
- ▲ 1 x Bottom Panel - 0.3m x 1m
- ▲ 4 x Spirals - 1m
- ▲ 2 x Spirals - 0.5m
- ▲ 2 x Spirals - 0.3m
- ▲ 2 x Front to Back Bracehooks - 0.3m



Available Mesh Sizes

CODE	MESH SIZES (mm)
RWA50410305	50 x 50
RWA75410305	75 x 75






Gabion Kits:

0.5 x 0.5 x 0.5m

STARTER KITS

WHATS INCLUDED:

- ▲ 2 x End Panels - 0.5m x 0.5m
- ▲ 2 x Side Panels - 0.5m x 0.5m
- ▲ 1 x Top Panel - 0.5m x 0.5m
- ▲ 1 x Bottom Panel - 0.5m x 0.5m
- ▲ 12 x Spirals - 500mm
- ▲ 2 x Front to Back Bracehooks - 500mm



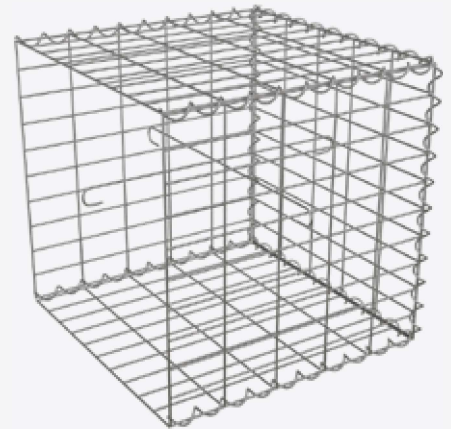
Available Mesh Sizes

CODE	MESH SIZES (mm)
RWK2530505	25 x 25
RWK5040505	50 x 50
RWK7540505	75 x 75
RWK1040505	100 x 50

ADD-ON KITS

WHATS INCLUDED:


- ▲ 1 x End Panel - 0.5m x 0.5m
- ▲ 2 x Side Panels - 0.5m x 0.5m
- ▲ 1 x Top Panel - 0.5m x 0.5m
- ▲ 1 x Bottom Panel - 0.5m x 0.5m
- ▲ 8 x Spirals - 500mm
- ▲ 2 x Front to Back Bracehooks - 500mm



Available Mesh Sizes

CODE	MESH SIZES (mm)
RWA2530505	25 x 25
RWA5040505	50 x 50
RWA7540505	75 x 75
RWA1040505	100 x 50






Gabion Kits:

0.5 x 0.5 x 1m

STARTER KITS

WHATS INCLUDED:

- ▲ 2 x End Panels - 0.5m x 0.5m
- ▲ 2 x Side Panels - 0.5m x 1m
- ▲ 1 x Top Panel - 0.5m x 1m
- ▲ 1 x Bottom Panel - 0.5m x 1m
- ▲ 8 x Spirals - 500mm
- ▲ 4 x Spirals - 1m
- ▲ 2 x Front to Back Bracehooks - 500mm




Available Mesh Sizes

CODE	MESH SIZES (mm)
RWK2530510	25 x 25
RWK5040510	50 x 50
RWK7540510	75 x 75
RWK1040510	100 x 50

ADD-ON KITS

WHATS INCLUDED:

- ▲ 1 x End Panel - 0.5m x 0.5m
- ▲ 2 x Side Panels - 0.5m x 1m
- ▲ 1 x Top Panel - 0.5m x 1m
- ▲ 1 x Bottom Panel - 0.5m x 1m
- ▲ 4 x Spirals - 500mm
- ▲ 4 x Spirals - 1m
- ▲ 2 x Front to Back Bracehooks - 500mm



Available Mesh Sizes

CODE	MESH SIZES (mm)
RWA2530510	25 x 25
RWA5040510	50 x 50
RWA7540510	75 x 75
RWA1050510	100 x 50






Gabion Kits:

0.5 x 0.5 x 2m

STARTER KITS

WHATS INCLUDED:

- ▲ 2 x End Panels - 0.5m x 0.5m
- ▲ 2 x Side Panels - 0.5m x 2m
- ▲ 1 x Top Panel - 0.5m x 2m
- ▲ 1 x Bottom Panel - 0.5m x 2m
- ▲ 1 x Centre Panel - 0.5m x 0.5m
- ▲ 12 x Spirals - 500mm
- ▲ 4 x Spirals - 2000mm
- ▲ 4 x Front to Back Bracehooks - 500mm




Available Mesh Sizes

CODE	MESH SIZES (mm)
RWK5040520	50 x 50
RWK7540520	75 x 75
RWK1040520	100 x 50

ADD-ON KITS

WHATS INCLUDED:

- ▲ 1 x End Panel - 0.5m x 0.5m
- ▲ 2 x Side Panels - 0.5m x 2m
- ▲ 1 x Top Panel - 0.5m x 2m
- ▲ 1 x Bottom Panel - 0.5m x 2m
- ▲ 1 x Centre Panel - 0.5m x 0.5m
- ▲ 8 x Spirals - 500mm
- ▲ 4 x Spirals - 2000mm
- ▲ 4 x Front to Back Bracehooks - 500mm



Available Mesh Sizes

CODE	MESH SIZES (mm)
RWA5040520	50 x 50
RWA7540520	75 x 75
RWA1040520	100 x 50




Gabion Kits:

1 x 0.5 x 1m

STARTER KITS

WHATS INCLUDED:

- ▲ 2 x End Panels - 1m x 0.5m
- ▲ 2 x Side Panels - 1m x 1m
- ▲ 1 x Top Panel - 1m x 0.5m
- ▲ 1 x Bottom Panel - 1m x 0.5m
- ▲ 8 x Spirals - 1m
- ▲ 4 x Spirals - 0.5m
- ▲ 4 x Front to Back Bracehooks - 0.5m
- ▲ 2 x Bracehooks - 1m




Available Mesh Sizes

CODE	MESH SIZES (mm)
RWK5041051	50 x 50
RWK7541051	75 x 75

ADD-ON KITS

WHATS INCLUDED:

- ▲ 1 x End Panel - 1m x 0.5m
- ▲ 2 x Side Panels - 1m x 1m
- ▲ 1 x Top Panel - 1m x 0.5m
- ▲ 1 x Bottom Panel - 1m x 0.5m
- ▲ 6 x Spirals - 1m
- ▲ 2 x Spirals - 0.5m
- ▲ 4 x Front to Back Bracehooks - 0.5m
- ▲ 2 x Bracehooks - 1m



Available Mesh Sizes

CODE	MESH SIZES (mm)
RWA5041051	50 x 50
RWA7541051	75 x 75




Gabion Kits:

1x1x1m

STARTER KITS

WHATS INCLUDED:

- ▲ 2 x End Panels - 1m x 1m
- ▲ 2 x Side Panels - 1m x 1m
- ▲ 1 x Top Panel - 1m x 1m
- ▲ 1 x Bottom Panel - 1m x 1m
- ▲ 12 x Spirals - 1m
- ▲ 4 x Front to Back Bracehooks - 1m
- ▲ 2 x Bracehooks - 1m




Available Mesh Sizes

CODE	MESH SIZES (mm)
RWK504111	50 x 50
RWK754111	75 x 75

ADD-ON KITS

WHATS INCLUDED:

- ▲ 1 x End Panel - 1m x 1m
- ▲ 2 x Side Panels - 1m x 1m
- ▲ 1 x Top Panel - 1m x 1m
- ▲ 1 x Bottom Panel - 1m x 1m
- ▲ 8 x Spirals - 1m
- ▲ 4 x Front to Back Bracehooks - 1m
- ▲ 2 x Bracehooks - 1m




Available Mesh Sizes

CODE	MESH SIZES (mm)
RWA504111	50 x 50
RWA754111	75 x 75

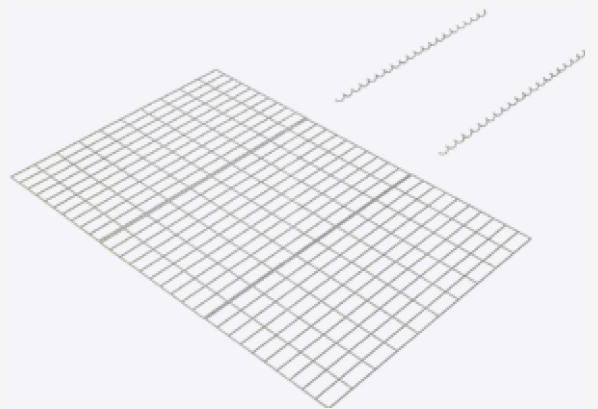


How do I Construct my Gabion?

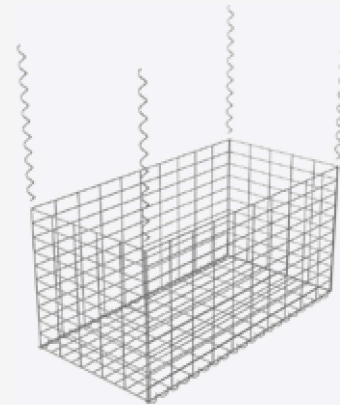
- 1** ▲ Unpack your kit and lay-out the accessories
▲ Make sure you wear gloves!



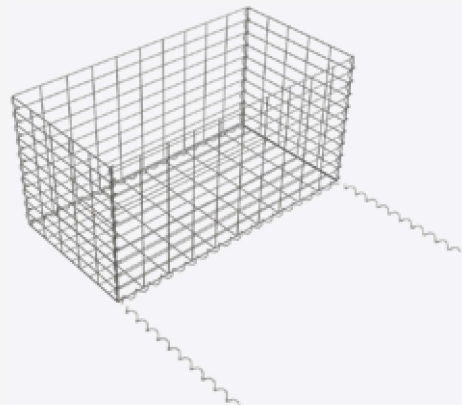
- 2** ▲ Join the two side panels to the bottom panel using the 1m long spirals provided



- 3** ▲ Stand the side and end panels up and join them together with some of the 0.5m long spirals provided

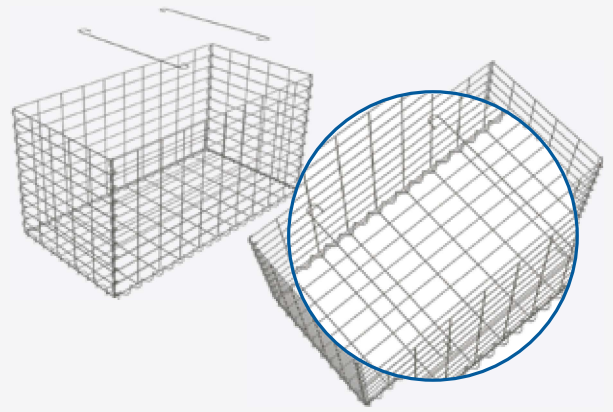


- 4** ▲ Join the two end panels to the bottom panel using more of the 0.5m long spirals provided



How do I Construct my Gabion?

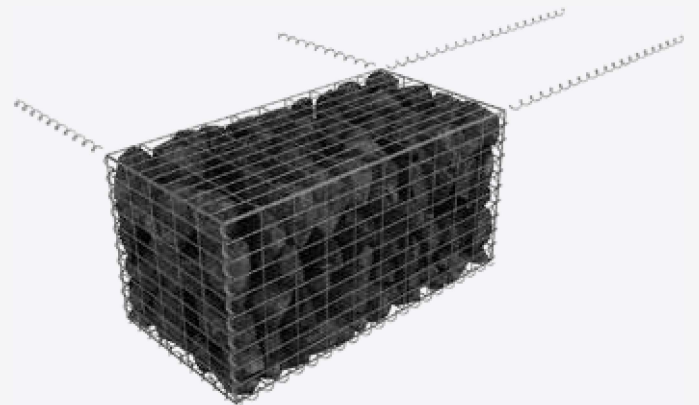
- 5** Place the 0.5m long braces/stiffeners front to back
 - ▲ The braces should be placed approximately 300mm apart and 500mm up from the bottom



- 6** Fill the gabion with the stone of your choice



- 7** Place the top panel onto the gabion and fasten it to the side and end panels using the 1m & 0.5m spirals where relevant



- 8** Your gabion kit is now complete and ready for display!





RHINOWELD


Build your own RhinoWeld Gabion

The Range

Mesh Size: 25 x 25mm

Panel Sizes Available


PRODUCT CODE	PANEL SIZES (m)
RW2530305	0.3 x 0.5m
RW2530310	0.3 x 1m
RW2530505	0.5 x 0.5m
RW2530510	0.5 x 1m
RW2531010	1 x 1m
RW2532005	2 x 0.5m
RW2532010	2 x 1m



Mesh Size: 50 x 50mm

Panel Sizes Available


PRODUCT CODE	PANEL SIZES (m)
RW5040305	0.3 x 0.5m
RW5040310	0.3 x 1m
RW5040320	0.3 x 2m
RW5040505	0.5 x 0.5m
RW5040510	0.5 x 1m
RW5041010	1 x 1m
RW5042005	2 x 0.5m
RW5042010	2 x 1m



Mesh Size: 75 x 75mm

Panel Sizes Available


PRODUCT CODE	PANEL SIZES (m)
RW7540305	0.3 x 0.525m
RW7540310	0.3 x .975m
RW7540320	0.3 x 2.025m
RW7540505	0.525 x 0.525m
RW7540510	0.525 x 0.975m
RW7541010	0.975 x 0.975m
RW7542005	2.025 x 0.525m
RW7542010	2.025 x 0.975m



Mesh Size: 100 x 50mm

Panel Sizes Available

PRODUCT CODE	PANEL SIZES (m)
RW1040305	0.3 x 0.5m
RW1040310	0.3 x 1m
RW1040503	0.5 x 0.3m
RW1040505	0.5 x 0.5m
RW1040510	0.5 x 1m
RW1041003	1 x 0.3m
RW1041005	1 x 0.5m
RW1041010	1 x 1m
RW1042003	2 x 0.3m
RW1042005	2 x 0.5m
RW1042010	2 x 1m

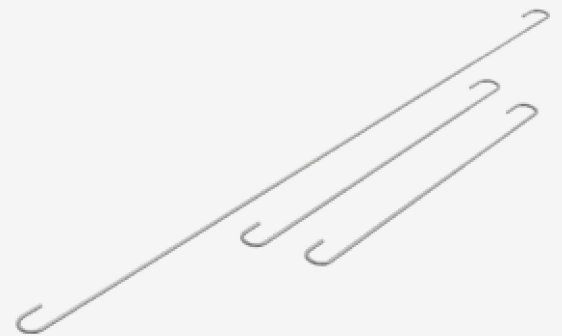


Accessories

BRACEHOOKS

These bracing wires are required to give the Weldmesh Gabion internal stability while it is being filled

PRODUCT CODE	LENGTH	
RWB030	316mm	Each wire is placed from front to back as filling proceeds
RWB050	516mm	
RWB054	540mm	
RWB099	990mm	
RWB100	1m	



SPIRALS

Spiral lacing wires are the most common method for joining the RhinoWeld weldmesh panels together. The standard pitch is 50mm and is engineered to provide a positive connection between all panels. Spirals will generally be supplied in either 0.3m, 0.5m or 1m lengths to suit your order. Some minor on site cutting to specific lengths may be required.

PRODUCT CODE	LENGTH
RWS030	300mm
RWS050	500mm
RWS052	525mm
RWS097	975mm
RWS100	1m



C-CLIPS

'C' clips are used with a Lacing Gun to mechanically fasten your RhinoMesh gabions. These clips are available in both Stainless Steel and Galfan.

PRODUCT CODE	MATERIAL	UNITS
RWCG	Galfan	1,600/box
RWCS	Stainless Steel	1,600/box



LACING GUN

Pneumatic lacing tools are great to use to close the 'C' Clips effortlessly and tightly to enhance the strength of the RhinoWeld structure.

PRODUCT CODE	SIZE	AIR PRESSURE (MPa)
RWLG	500mm x 330mm x 220mm	0.6 - 0.7 (87 - 101psi)



When building a Rhinoweld Structure

How do I work out what I need?

RhinoWeld Gabions are highly efficient when using more than one unit as the adjacent panel of one unit is common to the same panel of the next unit.

For Example:

To create 1 unit - 1m x 0.5m x 0.5m, then you will need:

- ▲ 2 end panels - 0.5m x 0.5m
- ▲ 2 side panels - 1m x 0.5m
- ▲ 1 top panel - 1m x 0.5m
- ▲ 1 bottom panel - 1m x 0.5m
- ▲ 2 Bracing wires - 500mm Front to Back
- ▲ 8 x Spiral joiners - 500mm
- ▲ 4 x Spiral joiners - 1m

To create 2 units of 1m x 0.5m x 0.5m, to make a 2m long wall, then you will need:

- ▲ 3 end panels - 0.5m x 0.5m (saving 1 end panel)
- ▲ 4 side panels - 1m x 0.5m
- ▲ 2 top panel - 1m x 0.5m
- ▲ 2 bottom panel - 1m x 0.5m
- ▲ 4 Bracing wires - Front to Back 500mm
- ▲ 12 Spiral joiners - 500mm
- ▲ 8 Spiral joiners - 1m

To create 2 units of 1m x 0.5m x 0.5m, to make a 1m long wall and 1m high wall, then you will need:

- ▲ 4 end panels - 1m x 1m
- ▲ 4 side panels - 2m x 1m
- ▲ 2 top panel - 2m x 1m
- ▲ 1 bottom panel - 2m x 1m (saving 1 bottom panel)
- ▲ 4 Bracing wires- Front to Back 500mm
- ▲ 14 Spiral joiners - 500mm
- ▲ 6 Spiral joiners - 1m

